

Seahorses Class



Curriculum Information

Spring Term

Inside this booklet you will find details about your child's learning this half term including key vocabulary that they will come across.

Curriculum Newsletter

January 2026

As Readers in addition to studying a variety of extracts we will be practicing our VIPERS skills through the text of Varjak Paw. Varjak Paw is a Mesopotamian Blue cat from a large family that live comfortably inside the Contessa's large, grand house. Yet, when the Gentleman arrives with his odd black cats, Varjak and his grandfather the Elder Paw believe that something strange is going on. Finding his way in the city is tough for Varjak until he makes friends with Tam and Holly, two street cats who take pity on him and help him find food and shelter plus avoid the cat gangs that roam the city and work for the mysterious Sally Bones.



Throughout the weeks in our Reading Rangers lessons we will be exploring texts through the lenses of **VIPERS**. This means we will be honing our skills to look closely at the use and understanding of **Vocabulary**, reviewing what we can **Infer** from the text, **Predicting** what could happen, **Explaining** what the writer is telling us, **Retrieving** information and practicing the key skill of **Summarising**.



As Mathematicians we will be starting the half term investigating fractions; equivalent fractions, comparing fractions and finding fractions of amounts. We will then move onto learning how to add and subtract fractions. Once we have completed this unit we will move onto multiplication and division; multiplying 1-digit numbers by 4-digit numbers and 2-digit numbers by 2-digit numbers before moving onto short division.

Key vocabulary: Fraction, half, quarter, equivalent, simplify, equal to, numerator, denominator, same as, addition, subtraction, short method, carry, multiples, factor

As Writers a new text written by Pie Corbett, called 'The Nightmare Man' - which is a suspense tale - will be used to inspire and challenge our own writing, both as a reader and as a writer. We use the Talk for Writing method, which has a three-stage approach of imitation, innovation and invention

With this text as a basis, we will be learning to improve our writing by adding 'dramatic effect', extending sentences with action and using expanded clauses through poetry, drama, character setting description. Finally, we will be writing our own suspense tale based on our model text.



Key vocabulary: nightmare, threat, suspense, effect, emotion, discover, fear, personal.



As Scientists we will build on our learning from Year 3 about animals including humans by studying the human circulation system. We will be reviewing the parts and functions of the heart, blood and blood vessels, investigating our heart rates and how to keep a healthy heart. Following that, we will be expanding our understanding of animals in their habitats.

Key vocabulary: circulation, heart (aorta, pulmonary, ventricle, atrium), artery, vein, capillaries
Biomes, temperate, tropical, boreal, tundra, savannah.

Curriculum Newsletter

January 2026

As Historians we will be exploring the Tudors. From the War of the Roses to the reign of Elizabeth the first.

Our key areas of discovery will be: creating a timeline – with events during The Tudor period. Exploring the Tudor family tree, and discovering the renaissance period. We will research daily life during Tudor times and how things changed. In addition to this, we will investigate Henry VIII and The Church of England, Protestant reform. In light of all of this we will compare and contrast the main Tudor monarchs.

Key vocabulary: house, usurper, legitimate, rightful king, dynasty, reign, heir, succession, monarchy, civil war, Barons, Knights, Squires, Earls, reformation.

As technicians we will be planning, modifying and creating healthy smoothies and soups. We will also explore Tudor food.



Key vocabulary: cookery, measurement, temperature, celsius, millilitres, grams, ounces, sugar content, fat content, calories, balance.

As Athletes we are exploring a few sports this half term as we are catching up with some missed skills. We will be learning hockey and other team game skills such as netball and basketball; competing against one another in class games. We will then move onto dance and gymnastics.

Key vocabulary:

Hockey - dribble, push pass, scoop, flick, hit, tackle, obstruction and advancing.

Basketball - dribble, pass, shoot, rebound, drive assist, block and zone.

Netball - goal shooter, goal attack, wing attack, centre, wing defence, goal defence, thirds, shooting and passing.

Gymnastics - tuck, pike, straddle, point balance, grips, gravity, floor and routine.

Dance - action, space, time, dynamics, choreography, performance and mirroring.

This overview is intended to give you a flavour of what we will be learning this half term. If you recognise any of this 'good learning' at home, please feel free to write it on a post-it note and send it into school so that we can add it to your child's learning. This will help us to recognise the next steps in learning that your child needs to take.

Any questions about the learning on this overview, please let us know via Class Dojo.



Curriculum Newsletter

January 2026

Remember – you should be reading, practising your spellings and your times tables as frequently as you can every week.



Times Tables

Times tables are a foundation for so much of our Maths learning and we will do lots in class but please practise yourself via Tackling Times Tables at least 3 times a week.



Also, practise with songs, chanting, write them down, get tested by a friend or family member...

Spelling

Spellings to learn each week will be added onto Spellingframe every Friday and tested at school on the following **Fridays**. Practise your spellings at least 4 times a week.

Spellingframe

Paper copies will also be available for practise during the week.

Reading

Read aloud with an adult at least 5 times a week, write



this in your Reading Record book and get your adult to sign it. Bring these in each day as we will also have the opportunity to read in class and on **Mondays**, the reads will be counted.





Of course, you can read independently in addition to this!

Please ask if you are having trouble logging on to Spellingframe or Tackling Tables or if you need to be reminded of your login info.

Your home learning grid is on the following page.

The subject based challenges are for you to have a go at as home learning tasks but remember, dojos are available for all of those who choose to attempt the tasks. The more you do, the more dojos you will get!

Please send in all home learning to us via Class Dojo.

<p><u>History</u></p> <p>Create a presentation about one of these Renaissance figures:</p> <p>Leonardo da Vinci Lifespan: 1452 – 1519</p>  <p>William Shakespeare Lifespan: 1564 – 1616</p>	<p><u>English</u></p> <p>Write a non-chronological report on an aspect of the Tudors that interests you.</p> <p>Perhaps research the topic of: Food – what did the Tudors eat? Sport – what games did people play? Towns – what were Tudor towns like?</p>	<p><u>Maths</u></p> <p>Fractions Poster</p> <p>Design a poster to explain to your younger peers how to add, subtract, multiply and divide fractions. Remember – it is a different method for each operation so be clear in your explanations.</p>
<p><u>English</u></p> <p>What questions would you like to ask the most famous Tudor monarch?</p> <p>Write a letter to Henry VIII. Ask Henry VIII to tell you more about aspects of his life and what the world was like in Tudor times.</p>	<p><u>Art</u></p> <p>Draw one of Henry VIII's wives.</p> <p>Sketch one of Henry VIII's wives; you have got 6 that you could choose from.</p> <p>Pay particular attention to the colours for their clothing and their types of clothing too!</p>	<p><u>DT</u></p> <p>Design a shield to represent you and your family just like the red and white roses represented the two sides in the war of the roses.</p> <p>Or</p> <p>Design your own Tudor house</p> <p>Research materials that would have been used and try to create as realistic a Tudor house as you can.</p>
<p><u>Times Tables</u> reminder</p> <p>Times tables we need to be comfortable and confident with tables up to 12. Practise via Tackling Tables at least  times a week.</p> <p>Will you get your next Tackling Tables certificate this week?</p>	<p><u>Spelling</u> reminder</p> <p>Spellings to learn each week will be added onto Spelling Frame every Friday and tested at school on the following Fridays.</p> <p>Practise spellings at least  times a week</p> <p>Will you get the Spelling Frame certificate this month?</p>	<p><u>Reading</u> reminder</p> <p>Read aloud with an adult, write this in your Reading Record book and get your adult to sign it. On Mondays the reads can become dojos!</p> <p>Read at least  times a week.</p> <p>Will you get a certificate from Mrs Coe this week?</p>

These are just ideas, all homework showing diligence and / or initiative will be rewarded with dojo points.
Please hand in homework on Thursdays, thank you.